

SEPTEMBER 2022

CORPORATE DIGEST

Nigeria's Q2 2022 GDP Growth:
Resilient amidst tough times

All enquiries should forward to:
The Economic Intelligent Group
14/15, Prince Alaba Oniru Street
Oniru Estate Lekki,
Lagos, Nigeria
T: 01-2712005-7, 0700 300 0000
E: economicIntelligence@accessbankplc.com

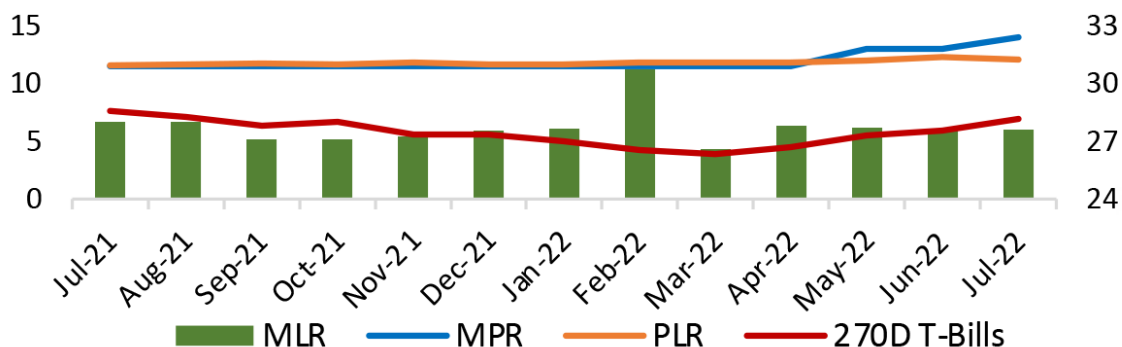
Disclaimer: This report is our opinion on the Nigerian macroeconomic landscape and investment environment. Reliance upon information in this report is at the sole discretion of the recipient/reader. Access Bank PLC does not warranty its completeness, timeliness or accuracy. Past performance is not a guarantee of future results. Any forecast contained herein is for illustrative purposes only and is not to be relied upon as advice or interpreted as a recommendation. Always consult your financial advisor before making investment decisions.



more than banking

Macroeconomic Updates

Lending & Investment Rates (%)



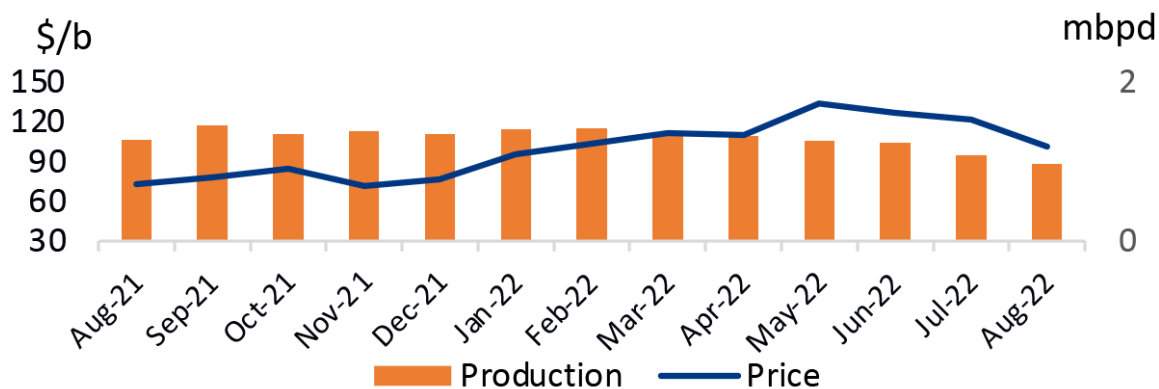
The Monetary Policy Committee (MPC) of the Central Bank of Nigeria (CBN) held its fourth meeting for 2022 in July, raising the Monetary Policy Rate to 14.0% to combat soaring prices.

Rate remained unchanged at 27.61% within the same period.

The Prime Lending Rate declined to 12.1% in July, slightly lower than 12.29% posted in June. The Maximum Lending

The 270-Day Treasury Bills (T-Bills) rose in August 2022 to 7.66% from 6.98% posted in the previous month.

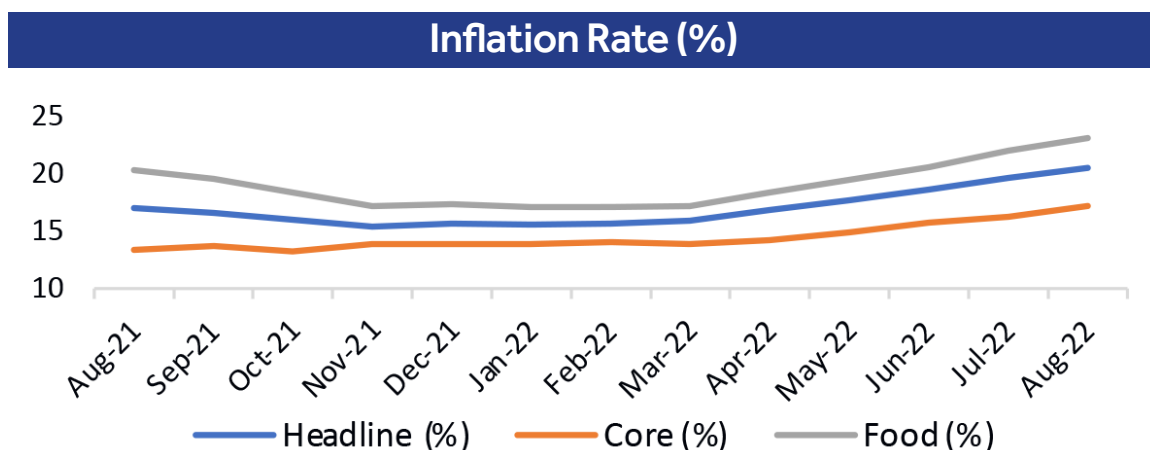
Crude Oil Production & Price



Oil price declined in August 2022 as global hawkish monetary stance and recession fears continued to weigh on the demand outlook.

Nigeria's crude oil production dropped drastically, hitting 0.97 million barrels per day (mbpd) from 1.08 mbpd recorded in July owing to the severe theft challenge faced by the oil & gas industry.

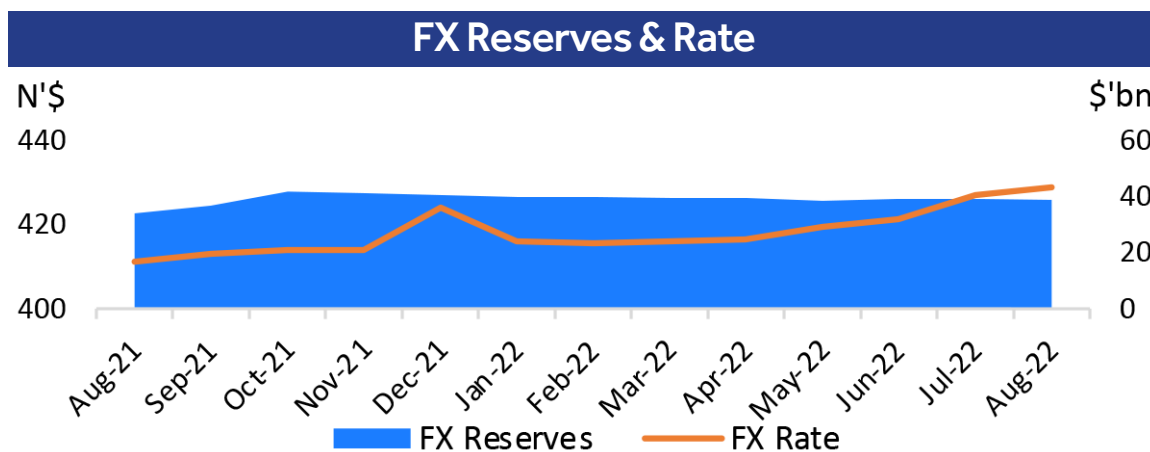
Bonny light crude oil, Nigeria's crude oil benchmark, declined to \$101.14/b in August 2022 from \$121.51/b posted in the preceding month.



The inflation rate pushed higher to settle at 20.52% in August 2022 from 19.64% recorded in the preceding month. This is the 7th consecutive increase in 2022.

The increase in inflation was driven by the disruption in the supply of food products, higher energy costs, the pass-through effect of currency depreciation, as well as a general increase in the cost of production

The food and core inflation rate surged to 23.12% and 17.20% in August 2022 from 22.02% and 16.26% recorded in the previous month.



External reserves declined further in August 2022 to settle at \$39.02 billion relatively to \$39.22 billion posted in the preceding month, reflecting a \$0.20 billion decline.

The Naira depreciated further in August 2022, closing at N428.91/\$ from N427.17/\$ recorded in the previous month at the NAFEX window.

Rising demand for the Dollar amidst a weak inflow of the greenback impacts the growth of the reserves.



Update on cheque confirmation limit

Dear Esteemed Customer,

Thank you for choosing Access as your preferred financial partner.

To serve you better and improve your experience with cheque processing, the default cheque confirmation limit on your current account has been reviewed from ₦250,000 to ₦1,000,000 starting September 12, 2022.

We will now require you to confirm cheques from the new limit before they are paid. However, if you choose to confirm cheques of any value, please send us a written request through your Account Officer, any of our branches or the Contact Center to update our records.

****All previously advised confirmation limits will continue to be honoured by us****

Further enquiries? Please click [here](#) to chat with us, or you may reach out to your Account Officer.

Thank you for choosing Access Bank.

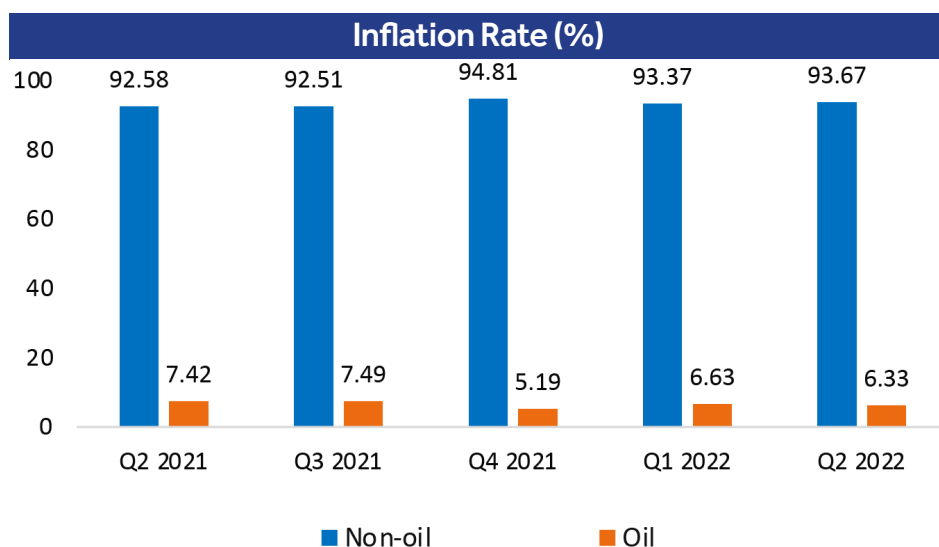
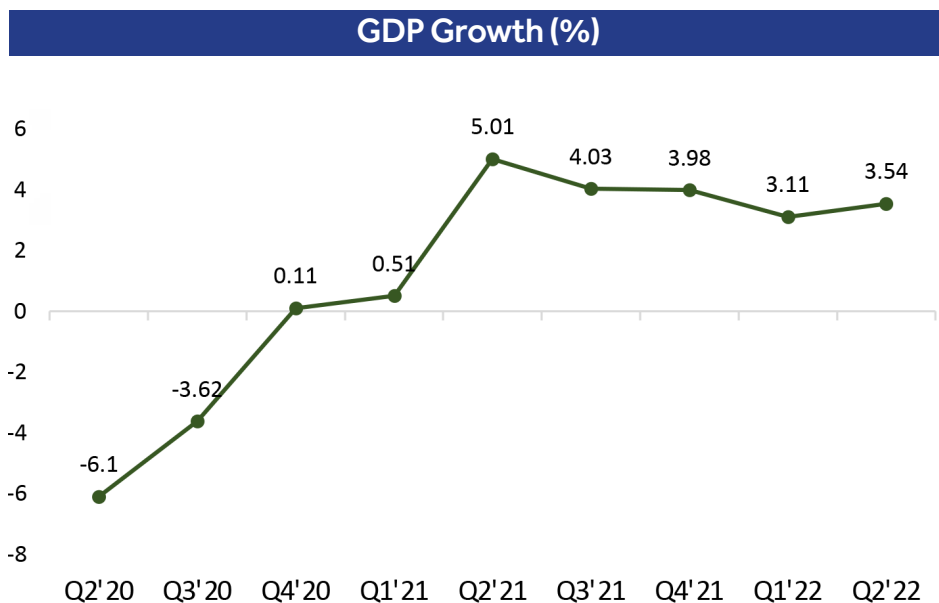
More Information:
01-271-2005-7
contactcenter@accessbankplc.com
www.accessbankplc.com



**Services tailored just for you, to meet
your style, taste and comfort**

Access Bank will never ask for your complete
card number, PIN or One-Time Password.
If you lose your phone, please call us immediately.

Economic Growth Weathered Tough Times



The Nigerian economy defied global headwinds, maintaining resilience amidst tough times by posting a GDP growth of 3.54% in Q2 2022 compared to 3.11% posted in Q1 2022 and outperforming analysts' weaker expectations.

This growth reflects the resilience of the Nigerian economy despite the impact of the ongoing Russia-Ukraine crisis, pandemic crisis and recession witnessed. According to the National Bureau of Statistics (NBS), the soaring inflation rate had adversely impacted the Q2 2022 growth performance.

The expansion was driven by the non-oil sector, with main positive contributions from information and communication, finance & insurance, agriculture, manufacturing, transportation and storage sectors.

Non-oil sectoral contribution to the GDP printed at 93.67% while the oil sector contributed 6.33%. While growth in the non-oil sector declined to 4.77% in Q2 2022 from 6.08% posted in Q1 2022, growth in the oil sector improved posting -11.77% in Q2 2022 from -26.04% recorded in Q1 2022. The improvement in the oil sector was anchored on the Russia-Ukraine crisis-induced increase in oil prices.

Top 5 Resilient Sectors

	Water Supply, Sewage & Waste	23.73%
	Air Transport	22.45%
	Financial Institutions	20.06%
	Chemical & Pharmaceutical Products	9.29%
	Telecommunications	7.71%

46 activity sectors






31 sectors remained positive

Top 5 Sectors in Recovery

	Road Transport	56.38%
	Coal Mining	36.06%
	Quarrying & Other Minerals	22.15%
	Basic Metal, Iron & Steel	2.70%
	Electrical & Electronics	1.80%





6 sectors moved into the positive space

Volatile Sectors

	Rail Transport & Pipelines	-37.90%
	Metal Ores	-25.48%
	Motor Vehicles & Assembly	-7.96%
	Motion Pictures, Sound & Music	-6.01%
	Livestock	-2.87%

5 sectors moved into the negative space

Sectors in Recession

	Oil Refining	-42.12%
	Crude Petroleum & Natural Gas	-11.77%
	Electricity, Gas, Steam & Air Con.	-11.48%
	Textile, Apparel & Footwear	-2.83%

4 sectors remained negative

Selected Resilient Sectors

s/n	Activity Sectors	Q1'22	Q2'22	COMMENTS
1	Accommodation & Food Services	1.93%	3.03%	Rebounding economic activities and improving mobility rate has kept the sector in the resilient path
2	Agriculture	3.16%	1.20%	Continuous government support for the sector has kept the sector from slipping into the negative space
3	Chemical & Pharmaceutical Products	10.33%	9.29%	Rising health awareness, growing expansion due to both local and international funding has kept the sector's growth in the positive space
4	Construction	4.83%	4.02%	Increasing capital projects across the country provided a growth boost for the sector.
5	Education	1.87%	1.16%	The growth of this sector has remained positive due to increasing private investment and support for private education.
6	Financial Institutions	25.43%	20.06%	Quality financial soundness in the sector kept the industry in a positive double-digit space.
7	Food & Beverage	9.81%	5.11%	The shift of consumers' focus to spending on essential items such as food spurred growth in the sector
8	General Commerce	6.54%	4.51%	The rising adoption of e-commerce and social media marketplace championed growth in the sector and keeping it resilient amidst headwinds
9	Human Health	5.91%	2.23%	Rising domestic and international investments continues to propel growth in the health sector
10	Manufacturing	5.89%	3.00%	The inelastic demand nature of many of the manufacturing products supported modest sales and performance of the sector
11	Professional Services	1.85%	1.96%	Rising need for professional services rode on the back of improving business activities
13	Real Estate	4.44%	4.42%	The sector remained resilient owing to increasing public and private demand and the embrace of technology by real estate developers
14	Telecommunications	14.50%	7.71%	Increasing use of data for business and social communications aided growth in the sector
15	Public Administration	1.92%	2.01%	Increased spending on fixed capital and employee compensation aided sector performance.

Selected Sector in Recovery

s/n	Activity Sectors	Q1'22	Q2'22	COMMENTS
1	Transportation	-17.41%	51.66%	The sector's growth benefited from its road transportation subsector, given it's a cheaper alternative to air flights.
2	Coal Mining	-12.97%	36.06%	The growth improvement of the sector reflects the increased demand of coal for construction projects

Selected Sectors in Recession

s/n	Activity Sectors	Q1'22	Q2'22	COMMENTS
1	Oil & Gas	-26.04%	-11.77%	Massive oil theft coupled with existing structural challenges hindered the sector from leaving the recession space.
2	Electricity, Gas, Steam & Air Conditioner	-11.20%	-11.48%	Inadequate infrastructure, reoccurring operational and technical challenges pushed the sector into recession.

Business Advice for Companies and their Value Chain

- Businesses should leverage intervention funding from the government and CBN to boost productivity and growth. Additionally, firms are urged to identify alternate forms of funding to enhance cash flow.
- Customers' feedback must be a priority for businesses, and they must act on it. To preserve and increase market share, competitive pricing, and promotional offers should be used.
- Localizing inputs will help manufacturing companies minimize dependence on dollars.
- Diversification of the supply chain is crucial. Businesses should have alternative supply sources.
- Businesses should continue to be inventive and match goals with the current macroeconomic realities. This prevents the firm from going out of business.
- Businesses should have a workable Business Continuity Plan (BCP) and frequently evaluate the plan to update it to reflect current realities. The BCP ensures the viability of the company.
- Businesses with diversified business models should restructure or get rid of their loss-making divisions. Companies can also join forces in strategic alliances to increase production and market presence.

simpler ways to resolve token errors



Dear Customer,

Here's a guide on how to resolve common token errors which might be encountered while using your token to confirm transactions on our digital channels.

Error Message	Token Type	Cause (s)	Fixes
<ul style="list-style-type: none"> Invalid Token Token Validation Failed 	Hard Token device or Soft Token (Entrust App)	Incorrect token digits entered	Check that digits were entered correctly
		Token locked or faulty token device	Call the Contact Center e-Banking team to confirm that the device is active or if token device needs replacement
		Network Error (occurs with Entrust App)	Check network connection on the device
		Time on the device is incorrect (this is peculiar to Diaspora customers using the Entrust App)	Confirm that the time on the device where Entrust is downloaded is correct. check date, time & time Zone settings.
Token Locked	Entrust App	Wrong PIN inputted more than three (3) times	Call the Contact Center e-Banking team to unlock your profile
<ul style="list-style-type: none"> Token (or user) does not exist You require a token to authenticate this request 	Hard Token device	Token device has not been activated or token not mapped to the user profile	Contact your Account Officer or Call the Contact Center e-Banking team to activate your token

For more information

T 01-2712005-7, 012802500, 012273000
 M 07003000000
 E contactcenter@accessbankplc.com
 W www.accessbankplc.com



Services tailored just for you, to meet your style, taste and comfort

Access Bank will never ask for your complete card number, PIN or One-Time Password. If you lose your phone, please call us immediately.